



**Leschenault**  
BIOSECURITY GROUP INC.

**2024-25  
Annual Report**

# Annual Report FY 2024 – 2025

## Table of Contents

1. Statement from Our Chair
2. Statement from Executive Officer
3. Who We Are
4. Our Operational Area
5. Our Stakeholders
6. Our Board of Management
7. Our Operations Team
8. Pillars of Operation
9. Successes and Challenges in FY 2024-2025
10. Current and On-going Plans
11. Treasurer's Report
12. Audited Financial Statement



**Leschenault**  
BIOSECURITY GROUP INC.

YOUR LAND  
YOUR FUTURE



# Statement from our Chair

I am pleased to present the Leschenault Biosecurity Group's Annual Report for the 2024-25 financial year. This year has seen huge growth in our on-ground operations, both for weeds and vertebrate pests, and requests for assistance from neighbouring regions where no Recognised Biosecurity Groups (RBGs) currently operate continue to rise. This highlights the significance of community-run RBGs in the south-west of WA. Firstly, I would like to acknowledge the outstanding dedication and effort of our incredible staff, contractors and volunteers that helped make 2024-25 such a successful year. The increase in positive outcomes for community-coordinated pest control across our region is reflected in the increase in workloads our staff have experienced over the past year, which they have approached with enthusiasm and professionalism. I think I speak on behalf of much of the community when I say we truly value your contributions.

I would like to thank my fellow volunteer board members for their invaluable contributions over the past year. It makes the role of Chair a pleasure when working with such an engaged group. We have welcomed a few new board members this year; thanks to all who have stepped up and are making positive contributions to the group. We are always looking for new board members who can bring a range of expertise to our board as well as fresh eyes and ears; please reach out to myself or another member of the LBG board if you would like to know what is involved.

With the review of the Biosecurity and Agricultural Management Act 2007 (BAM Act) still ongoing, the LBG has been unsuccessful in expanding our cohort of rate payers, which has impacted upon the operational reach of the group. As a result, alternative funding sources have been obtained to ensure that our on-ground operations can continue to meet community demands. More information on these additional projects can be found within the annual report and on our website: [lbginc.org.au](http://lbginc.org.au)

I encourage everyone to actively engage with your local biosecurity group; this ensures that our local community priorities are reflected in local pest and weed management actions. The LBG provides a direct link to local, state and federal governments, and advocates on our community's behalf. Our ongoing connections with these and other stakeholders in the biosecurity space ensures the LBG's voice is heard and valued in decisions that shape our community and environment.

**KATRINA ZEEHANDELAAR-ADAMS**  
**CHAIR**  
**LESCHENAULT BIOSECURITY GROUP**



Left to right: Gillian Basnett, National Feral Cat & Fox Coordinator; Kate Duzevich, LBG Executive Officer; Katrina Zeehandlaar-Adams, LBG Chair at Feral Cat and Fox Management Workshop in Coolup, August 2024

# Statement from our Executive Officer

I am delighted to present Leschenault Biosecurity Group's Annual Report for the 2024-25 financial year.

This year LBG was privileged to provide access to supplementary resources, licensed pest management technicians and on ground feral species project support works to more than 700 of our proactive land managers throughout our operations footprint, through engagements with our dedicated and knowledgeable team of Volunteers, Contractors and Staff.

I am proud of our team's capacity to deliver multiple, complex collaborative extension projects focussed on delivering C3 Declared species management. This year our team collaborated with the likes of:

- South West NRM & the Leschenault Catchment Council to coordinate the on ground feral predator management program of "Saving Native Species in Wellington National Park" project.
- Geocatch to deliver a pilot rabbit biocide program in Busselton and Carbanup River- this program was used as a basis for Geocatch to apply for additional State NRM funding to continue rabbit management for the cohort of land managers. Fingers crossed for the outcome.
- The shires of Donnybrook/Balingup & Collie undertake collaborative blackberry control and property assessments, as well as supporting the Preston foreshore management plan with Rabbit and Weed control support.
- The Shire of Capel, City of Bunbury, Shire of Harvey & City of Busselton Project Managing the Community Stewardship Grant "Four Local Government Agencies, One weed- Project Arum lily" which contributed \$91,000 of funding on top of our Declared pest rate levy income to providing contractor spraying, herbicide subsidies and expanded access to spray plant and education across the project LGAs.

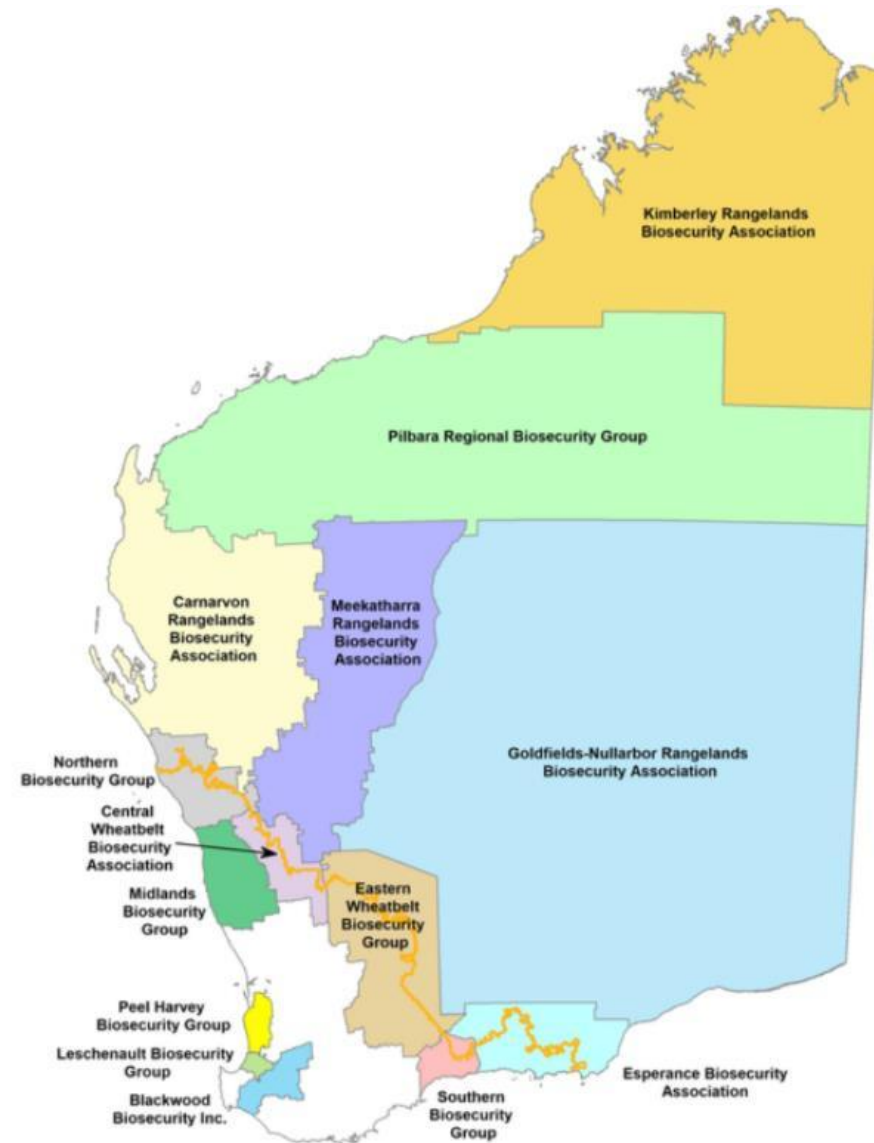
My sincerest gratitude to our ratepayers, DPIRD and the RBG Network for all the work you do to sustain funding for widespread and established pests in WA. You make it possible to strategically deliver these programs and attract additional project funding to expend on cross tenure invasive species management. Every dollar collected from the Declared Pest Rate is expended locally or leveraged in kind to source additional grant and funding opportunities adding value to the hard work undertaken by land managers throughout the region.

**KATE DUZEVICH**  
**EXECUTIVE OFFICER**  
**LESCHENAULT BIOSECURITY GROUP**

# Who we are

---

- One of **14** Registered Biosecurity Groups across WA
- Community-led, not-for-profit organisation
- We work to:
  - Support landholders to effectively manage declared pests on their properties
  - Increase community awareness of pest impacts and shared responsibility
  - Encourage and coordinate collaborative pest management across communities



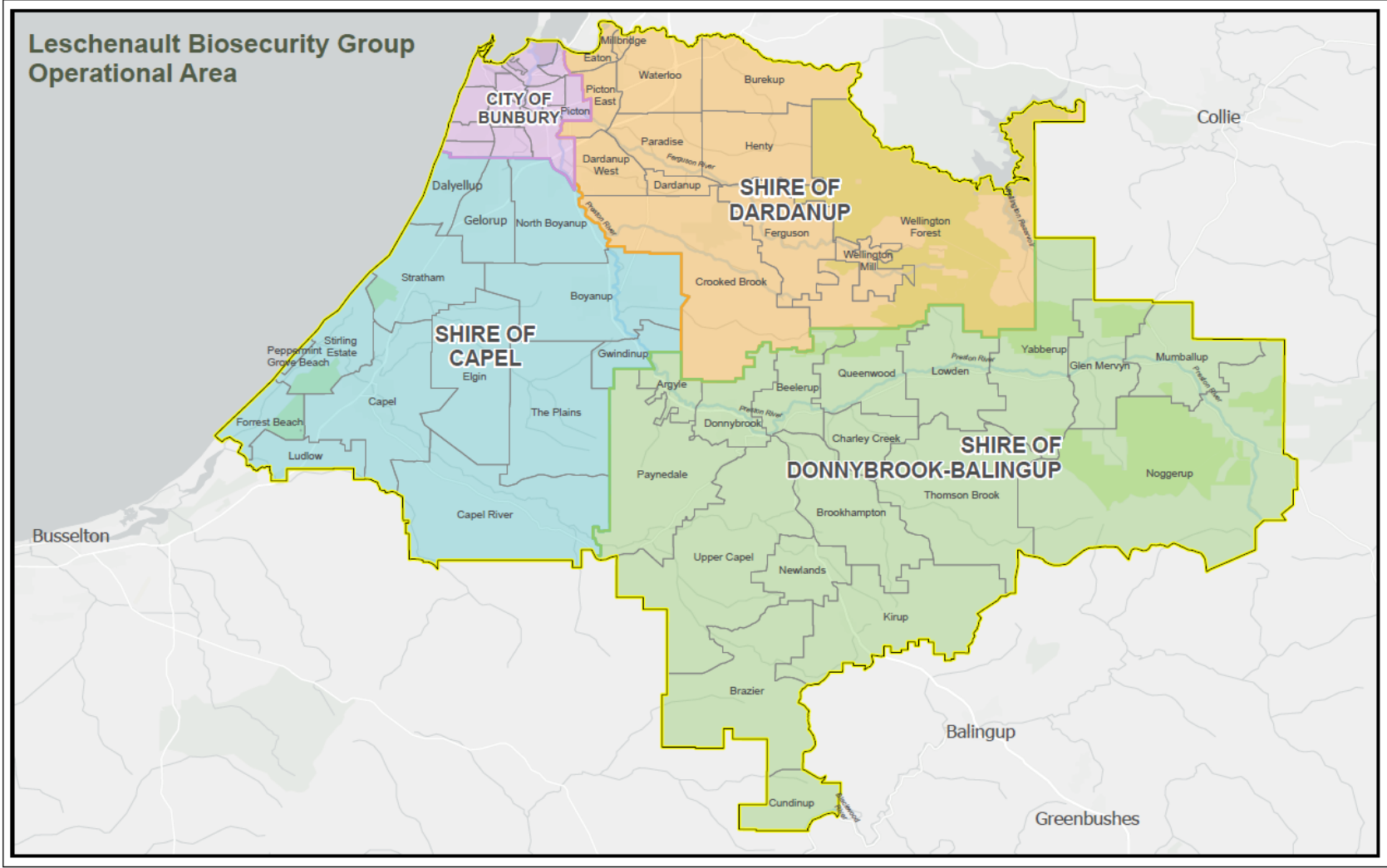
# Our Team

---

- Katrina Zeehandelaar-Adams, LBG Chair
- Kate Duzevich, LBG Executive Officer
- Our Board Members
- Our Operational Team:
  - Donna Stewart, Communications Officer
  - Scott Bartholomew, Weeds Management Project Officer
  - Shannon Verhagen, Vertebrates Management Project Officer
  - Terry Mondy, Vertebrates Management Contractor and Mentor
  - Abby Gleeson, Project Support Officer

# Our Operational Area

- City of Bunbury
- Shire of Capel
- Shire of Dardanup
- Shire of Donnybrook-Balingup
- Northern Localities



Title: Leschenault Biosecurity Group Operational Area  
 Date Printed: January 6, 2020  
 Map created by: Abby Gleeson  
 Sources: Esri, TomTom, Garmin, FAO, NOAA, USGS, © OpenStreetMap contributors, and the GIS User Community

# Our Stakeholders

We value our relationships and collaboration with our diverse stakeholders:

- Private Landholders
- Our Local Shires
- State Agencies
- Public Land Managers
- Peer Organization's
- Local community members

***Collaboration is key for effective pest management across our communities.***



# Our Board of Management

*LBG is led by a dedicated, passionate, volunteer, skills-based board providing for:*



**Strategic Planning & Guidance**

**Operational Oversight**

**Capacity Building & Future Direction**

**Risk Management**

**Financial Accountability**

**Diverse Knowledge & Experience**

**Community Representation**

**Sound Governance**

# Board of Management – cont'd

LBG is led by a passionate, skills-based Board of volunteer members representing the community who provide a diverse range of knowledge and experience for guiding the group’s strategic direction and acting as the caretakers of the operational and financial accountability of the group. I would like to thank my fellow volunteer board members for their invaluable contributions over the past year. It makes the role of Chair a pleasure when working with such an engaged group. We have welcomed a few new board members this year; thanks to all who have stepped up and are making positive contributions to the group. We are always looking for new board members who can bring a range of expertise to our board as well as fresh eyes and ears; please reach out to myself or another member of the LBG board if you would like to know what is involved.

As primary landholders within our operation area, our Board members bring both knowledge from their individual areas of expertise, as well as local insights, providing valuable, timely and locally relevant guidance for our operational team to address biosecurity issues affecting the environment, industry, agriculture and lifestyle in our catchment.

## COMMUNITY MEMBERS GUIDING WITH A DIVERSE RANGE OF KNOWLEGE & EXPERIENCE

### Leschenault Biosecurity Group Board members during Financial Year 2024-2025:

Board Member	Role	Date Effective	Locality
Katrina Zeehandelaar-Adams	Chair	Oct 2023	Donnybrook
John Whyatt	Vice Chair	Oct 2024	Thomson Brook
Colleen Bandy	Secretary	Oct 2023	Argyle
Carmel Boyce	Treasurer	May 2024	Eaton
Kathryn Macintyre	Committee Member	Dec 2024	Thomson Brook
Wayne Irvine	Committee Member	Oct 2023	Cundinup
Andrew White	Committee Member	Dec 2024	Crooked Brook



LBG Board of Management, left to right: Andrew White, Carmel Boyce, John Whyatt, Katrina Zeehandelaar-Adams, Colleen Bandy, Wayne Irvine; not pictured here, Katie Macintyre



# Our Pillars of Operation

## Set by:

- Community Priorities
- DPIRD Guidance
- BAM Act Compliance

## Provide guidance for:

- Focus of Operations
- Strategic Planning
- Resource Needs
- Budget Allocation



## Feral Pig Management

Activities include purchase of HOGGONE items and bait, 1080 permit applications, membership on the WA Feral Pig Advisory Group and engaging contractors. Measures include baiting and trapping.

## Foxes & Other Vertebrates

Management activities include provision of baits and traps, chemical and viral releases, hire of equipment, including personal protective equipment.

## Rabbit Control

Activities include warren identification, harbourage reduction, engagement of contractors and use of baits including Calicivirus and Pindone. Measures include reduction in warrens and harbourage, number of baits laid and reduction in rabbit populations.

## Declared Plants Management

Plant pests including cotton bush, blackberry, and arum lily. Measures include engagement of contractors and use of chemical control measures to reduce pest population and regrowth.

## Community Engagement

Various communication activities including pest animal and plant education and awareness sessions, baiting and chemical activities, landholders meetings, community events, e-newsletter and social media updates as required.

## Governance & Administration

Activities include general administrative duties, attendance and organisation of meetings, events and workshops, professional memberships, maintaining insurances and human resource needs.

# 2024 - 2025 Operational Achievements

## **735+ Landholder Engagements**

LBG actively engaged and provided support for landholders

## **1146 Calicivirus 'K5' Dosage Sites**

Virus released across 304 properties and reserves through coordinated landholder collaboration.

## **230+ Loans of Equipment**

Tools and gear supplied to local landholders for pest management, with delivery and on-site guidance.

## **Engagement Across Communities**

Participation in 20+ events gave us valuable opportunities to engage directly with community

## **LPMT Weeds Control**

**Investment of**  
~800 LPMT hours dedicated to declared weed management across multiple properties.

## **Blackberry Control**

Partnership with the Shire of Donnybrook-Balingup to deliver NRM grant funding and on-ground works.

## **Cape Tulip Control**

Focused awareness, increased LPMT services, and targeted action in hotspot areas.

## **Feral Pig Control**

Installed HOGGONE boxes at 18 properties, resulting in the removal of 115 feral pigs

# Feral Pig Management

- **Control Systems:** HOGGONE baiting, trapping support, and post-dispatch plans
- **1080 Baiting:** Assistance and coordination for landholders
- **Research & Development:** Trials, forums, and ongoing evaluation of program outcomes
- **Collaboration:** Working with landholders, DBCA, DPIRD, and other partners
- **Community Awareness:** Education events and outreach initiatives



# Feral Pig Control & Surveillance

---

## Trapping & Baiting

- Pig Brig Trial: Partnered with DBCA in Mumballup; 3 pigs removed.
- HOGGONE® Program: Collaboration with South-West NRM, Leschenault Catchment Council, and LBG.
- Summer Results: 11 pigs dispatched; 7 active sites across Lowden, Glen Mervyn, Queenwood, Paynedale, and Mumballup.
- Population Trends: Observed reduction in both pig prevalence and mob sizes compared to last year.

## Advanced Management

- Employed thermal drone surveillance to track elusive groups in dense bracken (Lowden area).
- Integrated drone data with ground shooting to remove trap-shy individuals.

*Feral Pig Budget: \$44,361.00, Program expenditures: \$37,103*

# Fox Control

- **Trapping Support:** Cameras, traps, and strategy assistance for landholders
- **1080 Baiting:** Permit help, fee subsidy, and DPIRD liaison
- **Workshops:** Fox control methods, timing, and use of “FeralScan” app
- **Community Awareness:** Events, online resources, and social media outreach



# Fox & Feral Cat Control Programs

---

## Operational Outcomes

- Ground Control Results: 85 foxes and 4 feral cats dispatched across 33 properties.
- Effort: 58 authorized shoot nights completed YTD via subcontractor programs.
- Landholder Trapping: 1 feral cat and 3 kittens removed using DBCA-approved trapping methods.
- Baiting Support: Facilitated 3 new DPIRD fox baiting permit applications this financial year.

## Community Engagement & Support

- Facilitated fox trap lending program for private landholders.
- Distributed educational flyers and mailouts regarding feral cat management and social license to program localities.

*Fox Budget: \$37,349.00, Program Expenditures: \$40,358*

# Rabbit Control

## *Support for Integrated Management Approach*

- Calicivirus RHDV1 K5 Release Program
- Harbourage Reduction
- Exclusion Fencing
- Warren Ripping and Fumigation
- Baiting Guidance
- Surveillance cameras & traps to landholders
- Set-up and trapping strategy support
- Post-trapping animal dispatching plan
- Community Education & Awareness



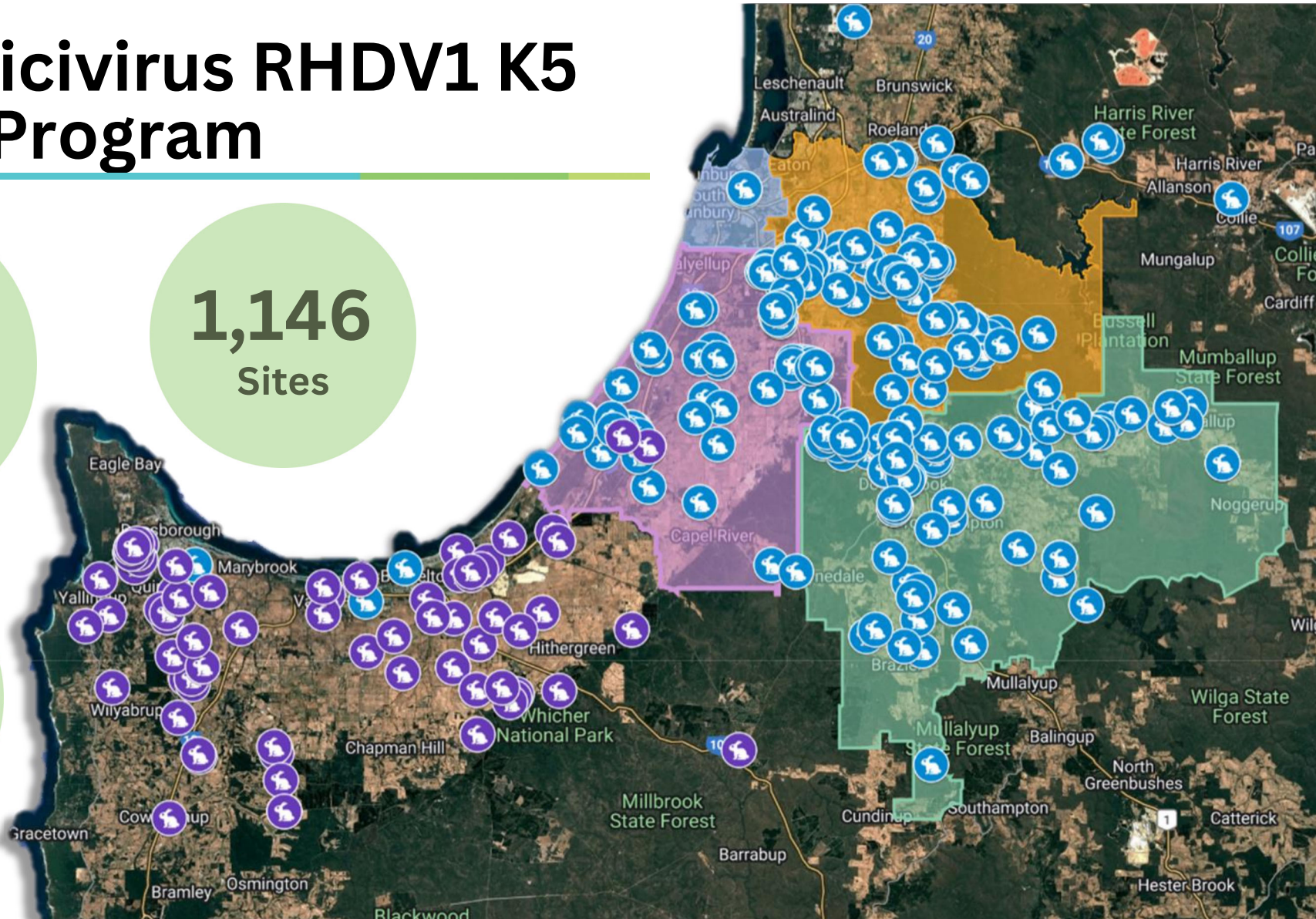
**Persistence and integration of varied tools and methods is key to effective, on-going rabbit control.**

# 2025 Calicivirus RHDV1 K5 Release Program

**304**  
Participants

**1,146**  
Sites

Spanning  
**595,568**  
hectares



# Rabbit K5 Release Program

---

## Program Reach & Scale

- Participation: 304 properties registered with 1,146 individual baiting sites coordinated to date.
- Capacity Building: 3 community workshops held in Donnybrook, Dardanup, and Capel (Jan 2025).
- Operational Effort: 4 bulk bait mixing and release events conducted.

## Release Schedule (2025)

- February Releases:
  - Donnybrook: Feb 3 & Feb 26 (dual dates to manage high registration volume).
  - Dardanup: Feb 24.
  - Capel: Feb 25.

*Rabbit Budget: \$81,500 Program expenditure: \$80,123*

# Saving Native Species in Wellington National Park

- **Supporting native wildlife:** Introduced species such as foxes, feral cats, and pigs threaten native species by preying on wildlife and damaging habitat
- **Collaborative project:** We are providing on-ground support alongside LCC and South West NRM to target and control these pests
- **Protecting biodiversity:** Reducing invasive predator numbers helps safeguard native species and restore habitat health
- **Improved efficiency:** With cameras provided by South West NRM, real-time images are sent directly to contractors, enabling rapid response and dispatch of invasive animals before damage occurs
- **Free participation:** Eligible landholders can join at no cost thanks to Australian Government funding
- **Project timeframe:** Running from July 2024 to November 2025



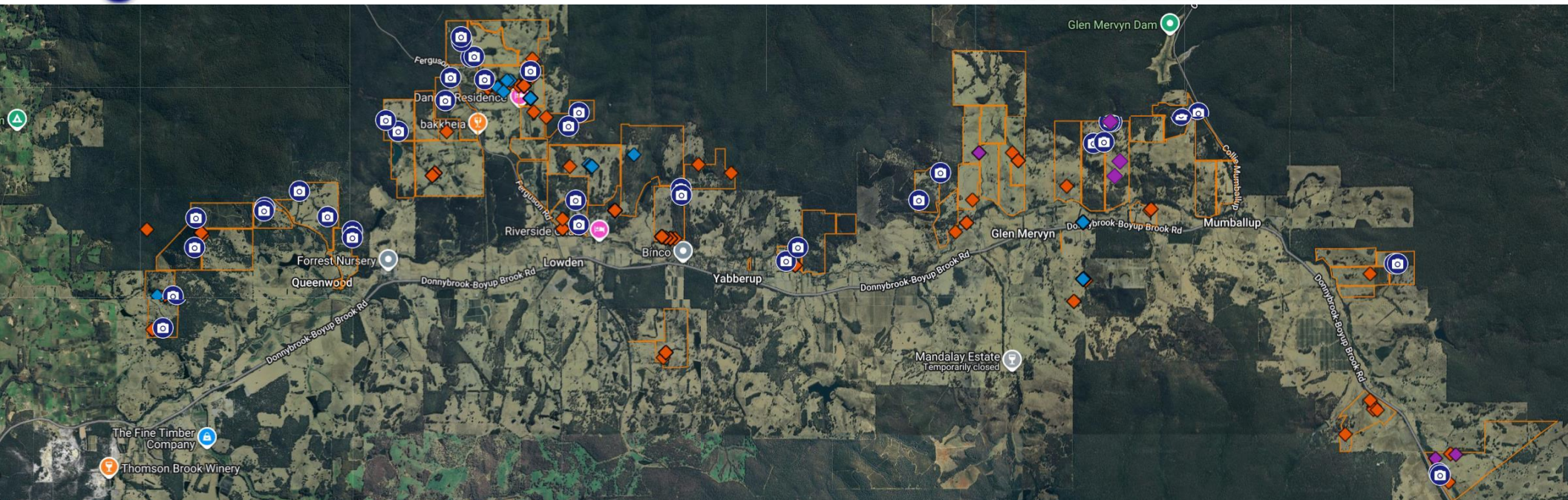
*This project received grant funding from the Australian Government Saving Native Species Program.*

# Invasive Species Control and Monitoring Saving Native Species Program

*Data represents contracted shooter operations and landholder participation across properties adjoining Wellington National Park (July 2024 – November 2025)*

Dispatch Summary (July 2024 – Oct 2025)	
Species	Number Dispatched
◆ Fox	129
◆ Pig	65
◆ Cat	8

 South West NRM Remote Camera Locations






# Declared Plant Management

*LBG supports and promotes individual and collaborative, on-going management of declared pest weeds, essential for protection of our native flora, fauna, agriculture, economy and natural biodiversity.*



Cotton Bush



Arum Lily



Cape Tulip



Bridal Creeper



Blackberry



Cleavers



Apple of Sodom



Paterson's Curse



# Weeds don't stop at fences!

*LBG continues to encourage, seek & support collaborative approaches to weed management.*

## Collaborative approaches promote:

- Long-term sustainability of our native plants
- Improved crop & pasture productivity
- Protection of our natural biodiversity

## Current initiatives include:

- Coordinating the **Four LGAs, One Weed** Arum Lily control program with Bunbury, Busselton, Capel, and Harvey.
- Supporting Donnybrook–Balingup's **Blackberry Control Program** through guidance, equipment, and resources.
- Promoting ongoing collaborative weed management across the region.



# Weed Management & Shire Partnerships

---

## Regional Programs & Workshops

- "4 LGAs, 1 Weed" State NRM Program:
  - Delivered 4 regional workshops (Aug–Sep 24) in partnership with Shire of Capel.
  - Presented technical sessions on Arum Lily management.
- Capacity Building: Provided herbicide decant and application training to 41 participants.

## On-Ground Control & Compliance

- Cotton Bush Management:
  - Conducted compliance investigations and provided boundary control support.
  - Facilitated equipment loans (Quickspray and Weed Wiper units) to high-priority properties in Brookhampton.
- Spray Programs: Successfully delivered the Shire of Donnybrook-Balingup ratepayer declared weeds program throughout Spring.

## Steering & Strategy

- Grant Management: Acted as Site Assessor and Steering Committee member for the Blackberry Devolved Grant (Donnybrook-Balingup).
- Project Oversight: Appointed Project Manager and Steering Committee member for the Shire of Capel Arum Lily Program.

*Declared Plants Budget: \$63,711.00, Program Expenditures: \$80,291*

# Weed Management - continued

In 2024 -2025, LBG supported landholders across our area with weeds management support, including site visits, control guidance, equipment loan and other as applicable to landholder circumstances.

Arum Lily, Blackberry, Cape Tulip and Cotton Bush control support was a prominent focus for the group this year.



Our September 2024 direct-mail campaign to landholders withing a Cape Tulip "hotspot" resulted in good engagement, raising awareness of available support, with many accessing control advice and borrowing our Weed Wipers to take action against this highly invasive paddock weed.

**Need help with Cape Tulip?**



**Is Cape Tulip invading your property?**

**Why it Matters:**

- Invasive: spreads rapidly, displacing native plants and disrupting ecosystems
- Toxic to livestock: All parts of the plant are toxic
- Reduces Land Productivity: Decreases pasture quality and affects yield
- Difficult to control: reproduces via seeds & underground coms, making eradication challenging without consistent management
- Declared pest: a priority to control in WA
- Economic impact: can lead to increased costs for land rehabilitation and weed management

**Leschenault Biosecurity Group Inc.**

deliverto:

*Dardanup West is a "hot spot" for Cape Tulip in our area!*

**We are here to help!**

**Contact:**  
Leschenault Biosecurity Group  
0477 049 967  
info@lbginc.org.au  
www.lbginc.org.au





## Take Action Against Arum Lily

**Four LGAs, One Weed**  
*a SNRM grant-funded program*

**Are Arum Lilies invading your property?  
We are here to help!**  
Join in this free program to access a range of  
valuable resources to tackle this invasive plant:

*Free Herbicide, Equipment Loan, Control Guidance,  
Subsidies for Control of Larger Infestations*

**Join in & find out more at  
Free Arum Lily Control Workshop:**  
5:30-6:30pm 6th Aug, Leschenault Leisure Centre  
4:00-5:00pm 7th Aug, City of Busselton, 2 Southern Dr  
5:30-6:30pm 7th Aug, City of Bunbury, 4 Stephen St  
5:30-6:30pm 12th Aug, Peppermint Grove Community Ctr



deliver to:

**Get Started Today!**  
**Contact:**  
Leschenault Biosecurity Group  
0477 049 967

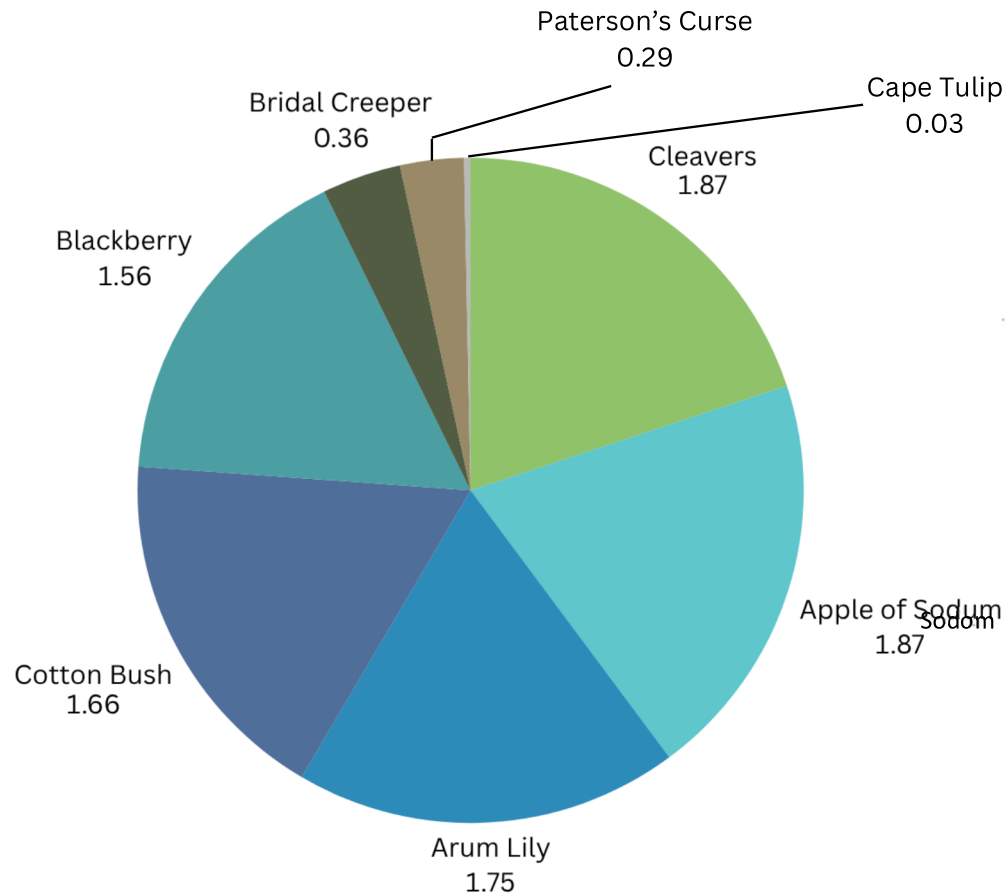


info@lbginc.org.au  
Find details  
of program from  
this QR code  
or www.lbginc.org.au





# Declared Weed Control by Contractors – 2024–25



*Pie chart showing total hectares treated by contractors under declared weed management for 2024–25.*

# Community Engagement



## **Community Events & Workshops**

We engage with the community through markets and workshops to raise awareness and promote pest management practices.

## **Site Visits and On-ground Services**

Hands-on site visits provide tailored advice, demonstrate best practices, and strengthen relationships with landholders.



## **Collaboration & Partnerships**

We work with local organisations and agencies to deliver coordinated and effective pest management outcomes.

## **LBG Newsletter & Local Newspapers**

Regular updates keep the community informed about local pest control initiatives and achievements.



## **Website & Online Resources**

Our website offers practical tools and information to help landholders manage pests and protect biodiversity.

## **Social Media**

Social media connects us with the community, sharing updates, successes, and opportunities to get involved.

# Community Engagement

Through community engagement we aim to:

- Be an integral, beneficial and valued resource for our communities.
- Raise awareness about the significant impacts of declared pests and emerging threats
- Provide resources and support to empower ongoing, sustainable declared pest management
- Promote positively impacting, proactive biosecurity-related practices



## Awareness Building Guidance & Support

- Printed & Digital Resources
- Articles in Local Newspapers
- Social Media Posts
- Workshops
- Radio Interviews



## Face-to-Face Engagements

- Community Markets & Festivals
- Workshops
- Site visits & on-ground support
- Connected with future generations (STEMXX Sisters)



## Collaborative & Pest Management Programs

- Annual “K5” Rabbit Control Program
- Feral Pig Control Program
- Weeds Management Programs

# Community Engagement



Community events provide us with great opportunity to have face-to-face conversations about local concerns and suggestions relative to pest management in our area. images, top left to right : LBG stall at the Boyanup Farmers Market; robust discussion at our Oct 2024 AGM; LBG Arum Lily Control Workshop in Bunbury - bottom left to right: LBG program update presentation to landholders in Yabberup, April 2025; our stall at the 2025 Donnybrook Apple Festival; participation in the City of Bunbury's South West Science Fair promoting awareness of priority declared pests.



Our September 2024 direct-mail campaign to landholders withing a Cape Tulip “hotspot” resulted in good engagement, raising awareness of available support, with many accessing control advice and borrowing our Weed Wipers to take action against this highly invasive paddock weed.



Landholders from across the LBG Operational Area participated in our annual Calicivirus RHDV1 K5 Release program, with participant workshops, community collection points for virus-treated oats and releases conducted over January – March 2025.

# Community Engagement & Resource Sharing

## Events & Workshops

- Mass Outreach: Distributed annual K5 Rabbit Program flyers via bulk PO Box mailout.
- Geocatch Partnership: Presented rabbit control best practices to 107 attendees at Boyanup (Feb 25).
- Collaborative Stalls: Co-hosted invasive species awareness stalls at Bunnings Treendale with DPIRD, Shire of Harvey, and PHBG (Sep 24).
- Key Presentations:
  - Guest presenter at Yabberup "Saving Native Species" kickoff.
  - Led specialized Pig Management workshops (Aug 24).
- Upcoming Events: Stalls confirmed for Balingup Small Farm Field Day and Donnybrook Applefest (Apr 25).

## Communication & Strategy

- Consistent Messaging: Published monthly newsletters (July–June) and maintained active social media presence.
- Strategic Planning: Developed a Draft Communications Strategy for the Forward Operations Plan.

## Equipment Hire & Support

- Asset Distribution: Facilitated field camera, trap, and mobile weed plant hire.
- Reach: Supported 7 properties with weed management equipment and 10 properties with fox trapping/monitoring tools.

***Community Engagement Budget: \$74,789.00, Program Expenditures = \$58,300***

# Governance & Professional Development

---

## Board Governance

- Meeting Schedule:
  - Completed: Aug 24, Oct 24, Dec 24, and Feb 25, Apr 25, Jun 25.
- Key Focus Areas:
  - DPRFS budget oversight and program management.
  - Strategic Plan objective delivery.

## Staff Training & Development

- Environment: 2 FTE attended the Environmental Practitioners Symposium (EIANZ, Sep 24).
- Technical Skills:
  - Feral Animal Control: 3 FTE and 1 contractor completed "Train the Trainer" (Feral Cat & Fox management, Sep 24).
  - Mapping: 2 FTE completed intensive 2-day QGIS training (Mar 25).
- Professional Skills:
  - EO completed Public Speaking training (Nov 24).
  - 3 FTE and 1 contractor attended the annual DPIRD RBG Forum (Feb 25).

***Governance & Administration Budget: \$68,456.00, Program expenditures: \$71,907***

# Guiding Principles for Development and Use of Our Budget



## Outcomes Oriented, Robust Planning

- Focus on impactful, measurable outcomes
- Strategic and adaptive resource allocation
- Comprehensive planning to address emerging needs



## Focus on Achieving Value for Money

- Our budget aims to achieve the highest impact for use of funds
- Focus on maximizing effectiveness of our programs
- Focus on minimizing unnecessary expenditure.



## Transparent Accountability

- Strong governance and effective Board oversight
- Clear policies and procedures
  - Transparent financial management and independent auditing
- Regular reporting to DPIRD ensuring accountability



## Proportionality

- Strategic funds allocation in alignment with our pillars of operation
- Effective use of resources
- Fair assessment of intended use
  - Support for operational goals.



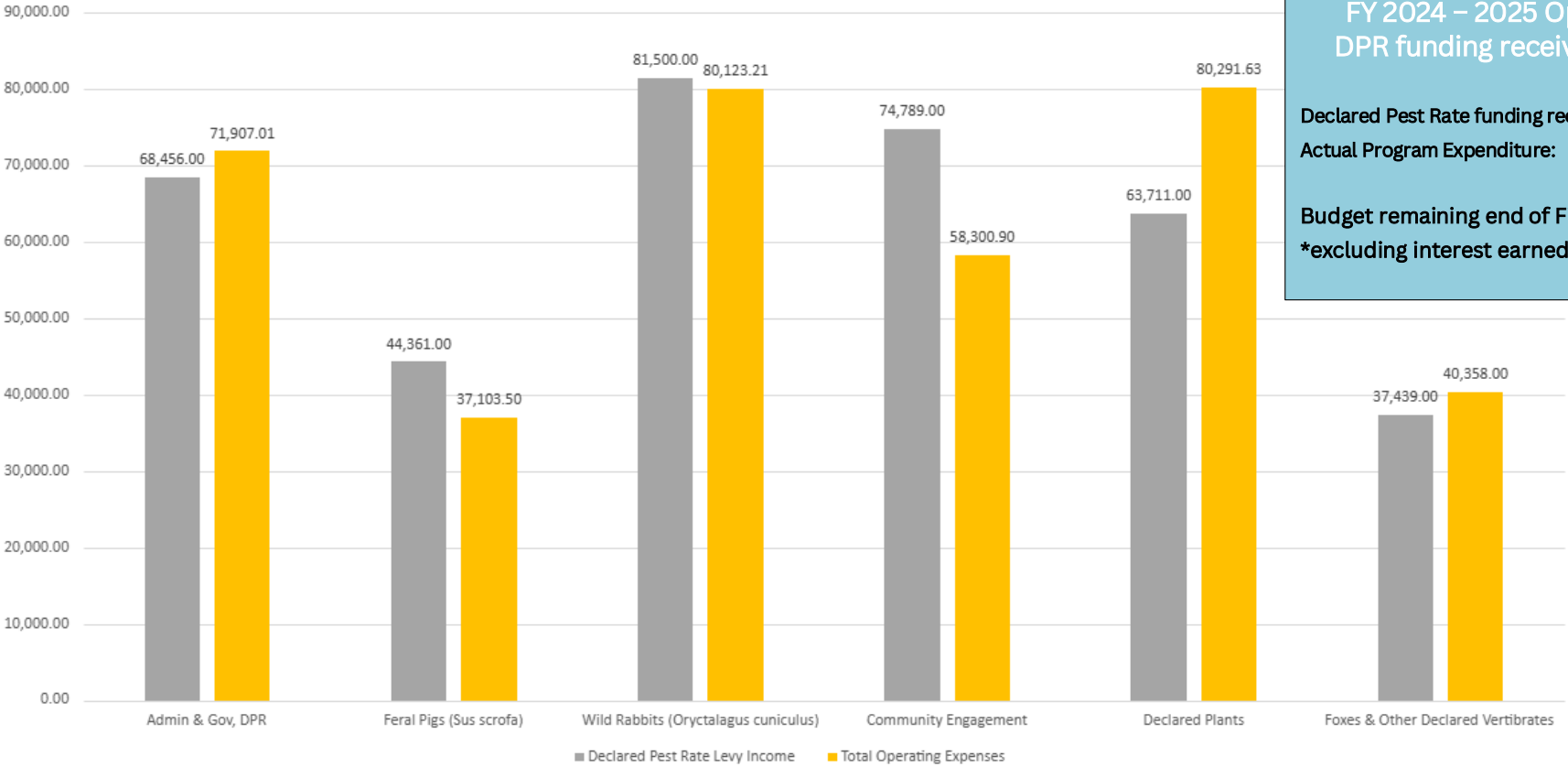
## Evolution & Improvement

- Continuous evaluation and adaptive budgeting to improve effectiveness
- Feedback-driven refinement to optimize performance and resource use

# FY 2024-2025 Operational Budget

## Budget vs Actual Acquitted Expenditure

DPA Income Vs Expenditure By Program 202425 FY



**FY 2024 – 2025 Operational Budget  
DPR funding received vs Expenditure**

Declared Pest Rate funding received from DPRD: \$ 370,256  
 Actual Program Expenditure: \$ 368,084

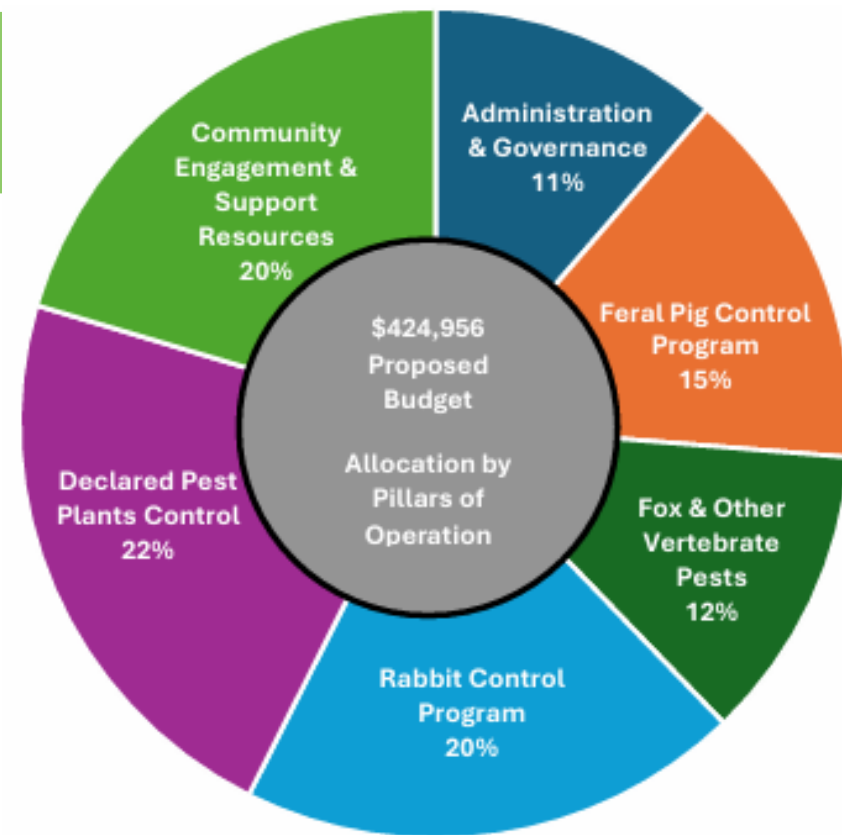
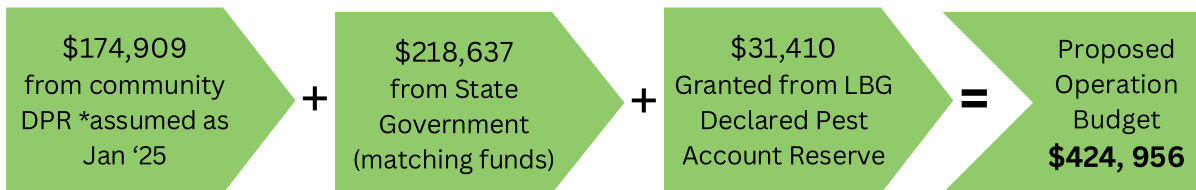
Budget remaining end of Financial Year: \$ 2,171\*  
 \*excluding interest earned on DPR funds for the year



**Leschenault**  
BIOSECURITY GROUP INC.

# Forecasted Operational Budget FY 2025 – 2026

## Budget Source and Allocation Overview



**\*Declared Pest Rate (DPR) applicable to private properties\* within the within the LBG Operational Area for FY 2025 – 2026 (as defined below):**

1-10 ha Rate = \$ 54.40; >10 ha Rate = \$ 69.35

*\*Freehold land described as urban farming on the non-rural valuation roll and freehold land on the rural valuation roll maintained under the Valuation of Land Act 1978.*

**Declared Pest Account (DPA)** – A Declared Pest Account is established for each of Western Australia’s Recognized Biosecurity Group for deposit of Declared Pest Rate funds collected from landholders within the correlating RBG, as well as the State’s matching funds. This account provides for a dedicated funding source for long-term, strategic pest management efforts, fostering a shared responsibility approach between the government and landholders.

Any DPR funds not used by the RBG within a specific Financial Year are held in the corresponding RBG’s DPA and must be requested for use by the same RBG through



# Evolution of WA mandated & supported Pest Management & the Leschenault Biosecurity Group

## TIMELINE

### APB Established

- WA Agriculture Protection Board was a statutory authority of the Western Australian State Government
- Responsible for overseeing quarantine measures
- Managed vermin and pest control
- Oversaw the management of noxious weeds

### BAM Act Legislated

- Biosecurity & Agriculture Management Act established to:
- Prevent new pests, weeds and diseases from entering Western Australia & manage the impact and spread of those pests already present in the state.
  - Provided for community-led pest management supported by Recognised Biosecurity Groups

### LBG is Incorporated

- Formally organized as an incorporated organization in 2016
- Certified by the Australian Charities and Not-for-profits Commission (ACNC)
- Recognized as a not-for-profit, community-led organization

### BAM Act Review

- This review, still on-going commenced to:
- Evaluate effectiveness of the Act in addressing WA's biosecurity challenges
  - Identify gaps for improvement
  - Update regulatory framework
  - Strengthen Prevention
  - Adapt to changing conditions and more.



### APB Phased Out

- Early 2000 policy shifts led towards more community-driven biosecurity efforts, leading to a reduction in the scope of the Agriculture Protection Board
- Government Restructuring: Funding and resources were redirected towards community initiatives, diminishing the Board's role.
- Pest management support gradually assumed by the Department of Agriculture and Recognised Biosecurity Groups

### LBG Community Group

- Formed in 2014 as a community group
- Comprised of passionate landholders in the Donnybrook area
- Concerned about the impact of declared pests
- Focused on addressing issues affecting local producers and landholder

### LBG becomes RBG

- Became a Recognised Biosecurity Group (RBG) in 2017
- Recognised in accordance with the BAM Act 2007
- Aim to reduce the impact of declared pests
- Support community governance through RBGs

### LBG Present & Future

- The group has significant community participation in robust pest management programs
- Maintains ongoing collaboration with diverse stakeholders
- Focus on understanding community priorities and supporting effective pest management efforts

# Treasurer's Report

Leschenault Biosecurity Group Inc (LBG) has 2 arms to its business - both revenue streams have their own bank accounts and term deposits are used to maximise the return of the funds we are holding.

- DPR – Declared Pest Rate - the main business and the reason for the LBG's existence, DPR is funded thru the declared pest rate. The DPR comes with a requirement (from DPIRD – Dept of Primary Industries and Regional Development - the funding body) for a stand alone financial audit every year.
- IB - Independent Business: There exists an opportunity to provide LBG services to non-ratepayers, given the resources and networks available to the LBG, to groups like local governments, state government authorities (eg. DBCA, MRWA) and local businesses. IB is a Fee for Service structure that is independent of and separate to the DPR.

As the LBG is both an incorporated body that is registered with Associations Online and a charity that is registered with ACNC (Australian Charities & Not-for-profit Commission), there is a requirement for a whole of organization audit, in addition to the audit of the DPR to report to DPIRD.

The DPR income is typically split into two payments, the first payment comes early in the financial year, usually July or August and is 50% of the approved Operational Plan budget, the second payment comes in the first quarter of the new year (Jan – Mar) and is based on the funds received from rate-payers by 31st December.

## Transparency, Accountability & Probity of Funding for Whole of Organisation

- LBG's operational funding is comprised of both DPR and IB income.
- Annual Financial Reporting to DPIRD is required for transparency & accountability of DPR funds.
- As LBG is registered with ACNC, an annual independent audit, or review, of our accounts is required.
- Reporting to the ATO is for the whole of organization.

### DPR - Declared Pest Rate

- Raised & collected by the State from applicable landholders within LBG Operational Area
- Collected DPR funds matched by the State thru DPIRD and provided to LBG for use in alignment with approved Operational Plan
- Is independently audited and acquitted to DPIRD

### IB - Independent Business

- Comprised of "fee-for-service" work
- Customers have included local government authorities & other public land managers, DPIRD (outside of the DPR), peer organisations, and private businesses and landholders not subject to the DPR.
- Requirement on some work for the funds to be acquitted

# Treasurer's Report - continued



As the first DPIRD DPR payment can be as late as August, the LBG quarantines \$30,000 each year to cover July operating expenses if needed, these funds are reported in the Balance Sheet as a current liability labelled 'Declared Pest Rate Income in Advance'.

Staff have been wildly successful in seeking both grant and independent income.

The LBG team should be commended for bringing in \$277,600 in grant and independent income in 2024/2025. This equates to around just over 42% of the LBG's total income.

Continuing to work to provide financial security for the group, there is now the equivalent of four months of operating expenses invested in a term deposit with the intention of building capacity for LBG.

This has resulted in a surplus of \$107,259.14 in total – DPR - \$17,963.37 and IB - \$89,295.777.

NOMAD Accounting provided LBG accounting and bookkeeping services until mid Feb 2025 and Accountright Solutions took over in mid-Mar 2025.

Thanks to Kate, NOMAD, Accountright Solutions and Australian Audit for their assistance in preparing our 2024/2025 Special Purpose Financial Report.

**CARMEL BOYCE**  
**TREASURER**  
**LESCHENAULT BIOSECURITY GROUP**



# Audited Financial Statement



Please find our audited financial statement on the following pages.



# **Leschenault Biosecurity Group Inc.**

ABN 85 311 692 230

## **Special Purpose Financial Report - 30 June 2025**

**Leschenault Biosecurity Group Inc.**  
**Contents**  
**30 June 2025**

Management committees' report .....	2
Management committees' declaration .....	3
Statement of profit or loss and other comprehensive income .....	4
Statement of financial position .....	5
Statement of changes in equity .....	6
Statement of cash flows .....	7
Profit and Loss - Declared Pest Rate Business and Independent business .....	8
Notes to the financial statements .....	9
Auditor's independence declaration .....	17
Independent auditor's report to the members of Leschenault Biosecurity Group Inc. ....	18

**General information**

The financial statements cover Leschenault Biosecurity Group Inc. as an individual entity. The financial statements are presented in Australian dollars, which is Leschenault Biosecurity Group Inc.'s functional and presentation currency.

Leschenault Biosecurity Group Inc. is a not-for-profit incorporated association, incorporated and domiciled in Australia. Its registered office and principal place of business is:

18302 South Western Highway,  
Donnybrook WA 6239

A description of the nature of the incorporated association's operations and its principal activities are included in the Management Committee's report, which is not part of the financial statements.

The financial statements were authorised for issue on 18 May 2026.

**Leschenault Biosecurity Group Inc.  
Management committees' report  
30 June 2025**

The Management Committee present their report, together with the financial statements, on the incorporated association Leschenault Biosecurity Group Inc. for the financial year ended 30 June 2025.

The LBG Management Committee Members as of the 30 June 2025 were:

Katrina Zeehandelaar-Adams	Chairperson
John Whyatt	Vice Chairperson
Morrie Goodz	Vice Chairperson (Resigned on 1 <sup>st</sup> August 2024)
Colleen Bandy	Secretary
Carmel Boyce	Treasurer
Alexis Davy	Treasurer (Resigned on 10 <sup>th</sup> September 2024)
Terry Mondy	Expert Member (Resigned on 12 <sup>th</sup> February 2025)
Kate Duzevich	Executive Officer
Wayne Irvine	Member
Sheree Blechynden	Member
Kate McIntyre	Member
Andrew White	Member
Steve Newbey	Member (Resigned on 12 <sup>th</sup> June 2025)
John Ross	Member (Resigned on 1 <sup>st</sup> August 2024)
Sarah Forrest	Member (Resigned on 20 <sup>th</sup> August 2024)


The net surplus of Leschenault Biosecurity Group Inc. for the financial year ended 30 June 2025 amounted to \$50,202.

**Principal activities**

The principal activity of the association during the financial year was to address increasing concerns of vertebrate pests and weed pests in the Leschenault Biosecurity Operational Area. The group was originally formed in 2014 out of growing community concern for declared pests, and their impact on local producers and landholders. LBG works in partnership with government agencies, industry, landholders and other organisations to support a community coordinated approach to managing pests – both animals and plants – at a landscape scale across tenure.

During the period, Leschenault Biosecurity Group Inc. applied the accounting policies described in Note 1 to these financial statements.

On behalf of the Management committee



---

Katrina Zeehandelaar Adams  
Chairperson

---

18 May 2026


**Leschenault Biosecurity Group Inc.**  
**Management committees' declaration**  
**30 June 2025**

In the Management committee's opinion:

- the incorporated association is not a reporting entity because there are no users dependent on general purpose financial statements. Accordingly, as described in note 1 to the financial statements, the attached special purpose financial statements have been prepared for the purposes of complying with Western Australian legislation the Associations Incorporation Act 2015 and associated regulations;
- the attached financial statements and notes comply with the Accounting Standards as described in note 1 to the financial statements;
- the attached financial statements and notes give a true and fair view of the incorporated association's financial position as at 30 June 2025 and of its performance for the financial year ended on that date; and
- there are reasonable grounds to believe that the incorporated association will be able to pay its debts as and when they become due and payable.

The operations of Leschenault Biosecurity Group Inc. have been carried out in accordance with its constitution.

On behalf of the Management committee



---

Katrina Zeehandelaar Adams  
Chairperson

18 May 2026

**Leschenault Biosecurity Group Inc.**  
**Statement of profit or loss and other comprehensive income**  
**For the year ended 30 June 2025**

	Note	2025 \$	2024 \$
<b>Revenue</b>			
Grant Income		135,775	3,000
Independent Income		95,000	12,712
Declared Pest Rate Income		370,256	368,031
Interest Income		4,808	4,489
Total revenue		605,839	388,232
<b>Expenses</b>			
Sub-contractors		(50,612)	(60,295)
Subcontractor - Grant Related		(167,673)	-
Rent Expense		(18,360)	(18,360)
Repairs and Maintenance		(693)	(391)
Honorarium Expenses		-	(3,000)
Pest Weeds/Animal Supplies		(23,543)	(17,076)
Consultancy		-	(605)
Depreciation Expense		(9,039)	(10,932)
Administration		(39,802)	(45,668)
Insurance		(542)	(3,982)
Low Cost Assets		(3,269)	-
Motor Vehicle Expenses		(7,607)	(6,106)
Meeting Expenses		(4,441)	(4,719)
Employee Benefits Expense		(226,474)	(203,766)
Tools and Equipment		(3,582)	(69)
Total expenses		(555,637)	(374,969)
<b>Surplus for the year</b>	11	50,202	13,263
Other comprehensive income for the year		-	-
<b>Total comprehensive income for the year</b>		<b>50,202</b>	<b>13,263</b>

The above statement of profit or loss and other comprehensive income should be read in conjunction with the accompanying notes

**Leschenault Biosecurity Group Inc.**  
**Statement of financial position**  
**As at 30 June 2025**

	Note	2025 \$	2024 \$
<b>Assets</b>			
<b>Current assets</b>			
Cash and cash equivalents	3	321,198	200,676
Trade and other receivables	4	8,672	7,531
Prepayments		-	5,878
Total current assets		<u>329,870</u>	<u>214,085</u>
<b>Non-current assets</b>			
Property, plant and equipment	5	<u>31,228</u>	<u>40,266</u>
Total non-current assets		<u>31,228</u>	<u>40,266</u>
<b>Total assets</b>		<u>361,098</u>	<u>254,351</u>
<b>Liabilities</b>			
<b>Current liabilities</b>			
Accounts payable	6	29,805	17,044
State NRM Arum Lily Grant income in advance		46,757	-
Declared Pest Rate Employee Benefits liability	7	10,347	10,203
Declared Pest Rate Accrued expenses	8	11,779	14,896
Declared Pest Rate Income in advance	9	<u>30,000</u>	<u>30,000</u>
Total current liabilities	10	<u>128,688</u>	<u>72,143</u>
<b>Total liabilities</b>		<u>128,688</u>	<u>72,143</u>
<b>Net assets</b>		<u>232,410</u>	<u>182,208</u>
<b>Equity</b>			
Retained surpluses	11	<u>232,410</u>	<u>182,208</u>
<b>Total equity</b>		<u>232,410</u>	<u>182,208</u>

The above statement of financial position should be read in conjunction with the accompanying notes

**Leschenault Biosecurity Group Inc.**  
**Statement of changes in equity**  
**For the year ended 30 June 2025**

	<b>Retained profits \$</b>	<b>Total equity \$</b>
Balance at 1 July 2023	168,945	168,945
Surplus for the year	13,263	13,263
Other comprehensive income for the year	-	-
Total comprehensive income for the year	<u>13,263</u>	<u>13,263</u>
Balance at 30 June 2024	<u>182,208</u>	<u>182,208</u>
	<b>Retained profits \$</b>	<b>Total equity \$</b>
Balance at 1 July 2024	182,208	182,208
Surplus for the year (Refer note 11)	50,202	50,202
Other comprehensive income for the year	-	-
Total comprehensive income for the year	<u>50,202</u>	<u>50,202</u>
Balance at 30 June 2025	<u>232,410</u>	<u>232,410</u>

The above statement of changes in equity should be read in conjunction with the accompanying notes

**Leschenault Biosecurity Group Inc.**  
**Statement of cash flows**  
**For the year ended 30 June 2025**

	Note	2025 \$	2024 \$
<b>Cash flows from operating activities</b>			
Receipts from customers (inclusive of GST)		646,646	377,763
Payments to suppliers and employees (inclusive of GST)		<u>(530,932)</u>	<u>(370,054)</u>
Net cash from operating activities		<u>115,714</u>	<u>7,709</u>
<b>Cash flows from investing activities</b>			
Payments for property, plant and equipment		-	(554)
Interest received		<u>4,808</u>	<u>4,489</u>
Net cash from investing activities		<u>4,808</u>	<u>3,935</u>
<b>Cash flows from financing activities</b>			
Net cash from financing activities		<u>-</u>	<u>-</u>
Net increase in cash and cash equivalents		120,522	11,644
Cash and cash equivalents at the beginning of the financial year		<u>200,676</u>	<u>189,032</u>
Cash and cash equivalents at the end of the financial year	3	<u><u>321,198</u></u>	<u><u>200,676</u></u>

The above statement of cash flows should be read in conjunction with the accompanying notes

**Leschenault Biosecurity Group Inc.**  
**Profit and Loss Statement- Declared Pest Rate Business and**  
**Independent Business 30 June 2025**

	Declared Pest Rate Business	Independent Business	Total
<b>Revenue</b>			
Grant Income	-	135,775	135,775
Independent Income	-	95,000	95,000
Declared Pest Rate Income	370,256	-	370,256
Interest Income	2,442	2,366	4,808
Total revenue	<u>372,698</u>	<u>233,141</u>	<u>605,839</u>
<b>Expenses</b>			
Sub-contractors	(50,612)	-	(50,612)
Subcontractor - Grant Related	-	(167,673)	(167,673)
Rent Expense	(18,360)	-	(18,360)
Repairs and Maintenance	(693)	-	(693)
Pest Weeds/Animal Supplies	(18,871)	(4,672)	(23,543)
Depreciation Expense	(9,039)	-	(9,039)
Administration	(38,952)	(850)	(39,802)
Insurance	(542)	-	(542)
Low Cost Assets	(3,269)	-	(3,269)
Motor Vehicle Expenses	(7,532)	(75)	(7,607)
Meeting Expenses	(4,441)	-	(4,441)
Employee Benefits Expense	(215,080)	(11,394)	(226,474)
Tools and Equipment	(692)	(2,890)	(3,582)
Total expenses	<u>(368,083)</u>	<u>(187,554)</u>	<u>(555,637)</u>
<b>Surplus for the year</b>	<u><u>4,615</u></u>	<u><u>45,587</u></u>	<u><u>50,202</u></u>

**Leschenault Biosecurity Group Inc.**  
**Notes to the financial statements**  
**30 June 2025**

**Note 1. Material accounting policy information**

The accounting policies that are material to the incorporated association are set out either in the respective notes or below. The accounting policies adopted are consistent with those of the previous financial year, unless otherwise stated.

**New or amended Accounting Standards and Interpretations adopted**

The incorporated association has adopted all of the new or amended Accounting Standards and Interpretations issued by the Australian Accounting Standards Board ('AASB') that are mandatory for the current reporting period.

Any new or amended Accounting Standards or Interpretations that are not yet mandatory have not been early adopted.

**Basis of preparation**

In the Management committees' opinion, the incorporated association is not a reporting entity because there are no users dependent on general purpose financial statements.

These are special purpose financial statements that have been prepared for the purposes of complying with the Australian Charities and Not-for-profits Commission Act 2012 and Western Australian legislation the Associations Incorporation Act 2015, and associated regulations. The Management Committees have determined that the accounting policies adopted are appropriate to meet the needs of the members of Leschenault Biosecurity Group Inc.

These financial statements have been prepared in accordance with the recognition and measurement requirements specified by the Australian Accounting Standards and Interpretations issued by the Australian Accounting Standards Board ('AASB') and the disclosure requirements of AASB 101 'Presentation of Financial Statements', AASB 107 'Statement of Cash Flows', AASB 108 'Accounting Policies, Changes in Accounting Estimates and Errors', AASB 1048 'Interpretation of Standards' and AASB 1054 'Australian Additional Disclosures', as appropriate for not-for profit oriented entities.

***Historical cost convention***

The financial statements have been prepared under the historical cost convention, except for, where applicable, the revaluation of financial assets and liabilities at fair value through profit or loss, financial assets at fair value through other comprehensive income, investment properties, certain classes of property, plant and equipment and derivative financial instruments.

***Critical accounting estimates***

The preparation of the financial statements requires the use of certain critical accounting estimates. It also requires management to exercise its judgement in the process of applying the incorporated association's accounting policies. The areas involving a higher degree of judgement or complexity, or areas where assumptions and estimates are significant to the financial statements, are disclosed in note 2.

**Revenue recognition**

The incorporated association recognises revenue as follows:

***Revenue from contracts with customers***

Revenue is recognised at an amount that reflects the consideration to which the incorporated association is expected to be entitled in exchange for transferring goods or services to a customer. For each contract with a customer, the incorporated association: identifies the contract with a customer; identifies the performance obligations in the contract; determines the transaction price which takes into account estimates of variable consideration and the time value of money; allocates the transaction price to the separate performance obligations on the basis of the relative stand-alone selling price of each distinct good or service to be delivered; and recognises revenue when or as each performance obligation is satisfied in a manner that depicts the transfer to the customer of the goods or services promised.

**Leschenault Biosecurity Group Inc.**  
**Notes to the financial statements**  
**30 June 2025**

**Note 1. Material accounting policy information (continued)**

Variable consideration within the transaction price, if any, reflects concessions provided to the customer such as discounts, rebates and refunds, any potential bonuses receivable from the customer and any other contingent events. Such estimates are determined using either the 'expected value' or 'most likely amount' method. The measurement of variable consideration is subject to a constraining principle whereby revenue will only be recognised to the extent that it is highly probable that a significant reversal in the amount of cumulative revenue recognised will not occur. The measurement constraint continues until the uncertainty associated with the variable consideration is subsequently resolved. Amounts received that are subject to the constraining principle are recognised as a refund liability.

***Sale of goods***

Revenue from the sale of goods is recognised at the point in time when the customer obtains control of the goods, which is generally at the time of delivery.

***Rendering of services***

Revenue from a contract to provide services is recognised over time as the services are rendered based on either a fixed price or an hourly rate.

***Interest***

Interest revenue is recognised as interest accrues using the effective interest method. This is a method of calculating the amortised cost of a financial asset and allocating the interest income over the relevant period using the effective interest rate, which is the rate that exactly discounts estimated future cash receipts through the expected life of the financial asset to the net carrying amount of the financial asset.

***Other revenue***

Other revenue is recognised when it is received or when the right to receive payment is established.

**Income tax**

As the incorporated association is a charitable institution in terms of subsection 50-5 of the Income Tax Assessment Act 1997, as amended, it is exempt from paying income tax.

**Current and non-current classification**

Assets and liabilities are presented in the statement of financial position based on current and non-current classification.

An asset is classified as current when: it is either expected to be realised or intended to be sold or consumed in the incorporated association's normal operating cycle; it is held primarily for the purpose of trading; it is expected to be realised within 12 months after the reporting period; or the asset is cash or cash equivalent unless restricted from being exchanged or used to settle a liability for at least 12 months after the reporting period. All other assets are classified as non-current.

A liability is classified as current when: it is either expected to be settled in the incorporated association's normal operating cycle; it is held primarily for the purpose of trading; it is due to be settled within 12 months after the reporting period; or there is no right at the end of the reporting period to defer the settlement of the liability for at least 12 months after the reporting period. All other liabilities are classified as non-current.

**Goods and Services Tax ('GST') and other similar taxes**

Revenues, expenses and assets are recognised net of the amount of associated GST, unless the GST incurred is not recoverable from the tax authority. In this case it is recognised as part of the cost of the acquisition of the asset or as part of the expense.

Receivables and payables are stated inclusive of the amount of GST receivable or payable. The net amount of GST recoverable from, or payable to, the tax authority is included in other receivables or other payables in the statement of financial position.

**Leschenault Biosecurity Group Inc.**  
**Notes to the financial statements**  
**30 June 2025**

**Note 1. Material accounting policy information (continued)**

Cash flows are presented on a gross basis. The GST components of cash flows arising from investing or financing activities which are recoverable from, or payable to the tax authority, are presented as operating cash flows.

Commitments and contingencies are disclosed net of the amount of GST recoverable from, or payable to, the tax authority.

**New Accounting Standards and Interpretations not yet mandatory or early adopted**

Australian Accounting Standards and Interpretations that have recently been issued or amended but are not yet mandatory, have not been early adopted by the incorporated association for the annual reporting period ended 30 June 2025. The incorporated association has not yet assessed the impact of these new or amended Accounting Standards and Interpretations.

**Note 2. Critical accounting judgements, estimates and assumptions**

The preparation of the financial statements requires management to make judgements, estimates and assumptions that affect the reported amounts in the financial statements. Management continually evaluates its judgements and estimates in relation to assets, liabilities, contingent liabilities, revenue and expenses. Management bases its judgements, estimates and assumptions on historical experience and on other various factors, including expectations of future events, management believes to be reasonable under the circumstances. The resulting accounting judgements and estimates will seldom equal the related actual results. The judgements, estimates and assumptions that have a significant risk of causing a material adjustment to the carrying amounts of assets and liabilities (refer to the respective notes) within the next financial year are discussed below.

The fair value of assets and liabilities classified as level 3 is determined by the use of valuation models. These include discounted cash flow analysis or the use of observable inputs that require significant adjustments based on unobservable inputs.

***Estimation of useful lives of assets***

The incorporated association determines the estimated useful lives and related depreciation and amortisation charges for its property, plant and equipment and finite life intangible assets. The useful lives could change significantly as a result of technical innovations or some other event. The depreciation and amortisation charge will increase where the useful lives are less than previously estimated lives, or technically obsolete or non-strategic assets that have been abandoned or sold will be written off or written down.

***Employee benefits provision***

As discussed in note 1, the liability for employee benefits expected to be settled more than 12 months from the reporting date are recognised and measured at the present value of the estimated future cash flows to be made in respect of all employees at the reporting date. In determining the present value of the liability, estimates of attrition rates and pay increases through promotion and inflation have been taken into account.

**Note 3. Cash and cash equivalents**

	<b>2025</b>	<b>2024</b>
	\$	\$
<b><i>Current assets</i></b>		
Cash at bank	3,168	-
Debit card account - Declared Pest Rate Funds	3,001	1,125
Independent income account	165,119	50,874
Trading account - Declared Pest Rate Funds	56,102	57,927
Term deposit account	93,808	90,750
	321,198	200,676

**Leschenault Biosecurity Group Inc.**  
**Notes to the financial statements**  
**30 June 2025**

**Note 3. Cash and cash equivalents (continued)**

***Accounting policy for cash and cash equivalents***

Cash and cash equivalents includes cash on hand, deposits held at call with financial institutions, other short-term, highly liquid investments with original maturities of three months or less that are readily convertible to known amounts of cash and which are subject to an insignificant risk of changes in value.

**Note 4. Trade and other receivables**

	<b>2025</b>	<b>2024</b>
	\$	\$
<b><i>Current assets</i></b>		
Trade receivables	7,122	3,284
Bonds - Declared Pest Rate Funds	1,550	1,550
Employee receivables	-	643
Other receivables	-	2,054
	8,672	7,531
	8,672	7,531

***Accounting policy for trade and other receivables***

Trade receivables are initially recognised at fair value and subsequently measured at amortised cost using the effective interest method, less any allowance for expected credit losses. Trade receivables are generally due for settlement within 30 days.

**Note 5. Property, plant and equipment**

	<b>2025</b>	<b>2024</b>
	\$	\$
<b><i>Non-current assets</i></b>		
Leasehold improvements - at cost	2,650	2,650
Less: Accumulated depreciation	(292)	(226)
	2,358	2,424
Plant and equipment - at cost	34,934	34,934
Less: Accumulated depreciation	(17,093)	(13,636)
	17,841	21,298
Motor vehicles - at cost	18,200	18,200
Less: Accumulated depreciation	(18,200)	(14,928)
	-	3,272
Computer equipment - at cost	8,532	8,532
Less: Accumulated depreciation	(7,739)	(7,444)
	793	1,088
Office equipment - at cost	24,801	24,801
Less: Accumulated depreciation	(14,565)	(12,617)
	10,236	12,184
	31,228	40,266

**Leschenault Biosecurity Group Inc.**  
**Notes to the financial statements**  
**30 June 2025**

**Note 5. Property, plant and equipment (continued)**

**Reconciliations**

Reconciliations of the written down values at the beginning and end of the current financial year are set out below:

	Leasehold improvements \$	Plant and equipment \$	Motor vehicles \$	Computer equipment \$	Office equipment \$	Total \$
Balance at 1 July 2024	2,424	21,298	3,272	1,088	12,184	40,266
Depreciation expense	(66)	(3,457)	(3,272)	(295)	(1,948)	(9,038)
Balance at 30 June 2025	<u>2,358</u>	<u>17,841</u>	<u>-</u>	<u>793</u>	<u>10,236</u>	<u>31,228</u>

**Accounting policy for property, plant and equipment**

Plant and equipment is stated at historical cost less accumulated depreciation and impairment. Historical cost includes expenditure that is directly attributable to the acquisition of the items.

Depreciation is calculated on a straight-line and diminishing value basis to write off the net cost of each item of property, plant and equipment (excluding land) over their expected useful lives as follows:

Motor vehicles	5 years
Office and computer equipment, Plant and equipment	2 to 20 years

The residual values, useful lives and depreciation methods are reviewed, and adjusted if appropriate, at each reporting date.

An item of property, plant and equipment is derecognised upon disposal or when there is no future economic benefit to the incorporated association. Gains and losses between the carrying amount and the disposal proceeds are taken to profit or loss.

**Note 6. Accounts payable**

	2025 \$	2024 \$
<b>Current liabilities</b>		
Trade payables	28,044	11,110
BAS payable	<u>1,761</u>	<u>5,934</u>
	<u>29,805</u>	<u>17,044</u>

**Accounting policy for trade and other payables**

These amounts represent liabilities for goods and services provided to the incorporated association prior to the end of the financial year and which are unpaid. Due to their short-term nature they are measured at amortised cost and are not discounted. The amounts are unsecured and are usually paid within 30 days of recognition.

**Leschenault Biosecurity Group Inc.**  
**Notes to the financial statements**  
**30 June 2025**

**Note 7. Declared Pest Rate Employee Benefits liability**

	2025	2024
	\$	\$
<b><i>Current liabilities</i></b>		
Annual leave	5,479	7,521
Long service leave	4,864	2,682
Employee benefits	4	-
	<u>10,347</u>	<u>10,203</u>

***Accounting policy for employee benefits***

***Short-term employee benefits***

Liabilities for wages and salaries, including non-monetary benefits, annual leave and long service leave expected to be settled wholly within 12 months of the reporting date are measured at the amounts expected to be paid when the liabilities are settled.

***Long-term employee benefits***

The liability for annual leave and long service leave not expected to be settled within 12 months of the reporting date are measured at the present value of expected future payments to be made in respect of services provided by employees up to the reporting date using the projected unit credit method. Consideration is given to expected future wage and salary levels, experience of employee departures and periods of service. Expected future payments are discounted using market yields at the reporting date on national government bonds with terms to maturity and currency that match, as closely as possible, the estimated future cash outflows.

**Note 8. Declared Pest Rate Accrued expenses**

	2025	2024
	\$	\$
<b><i>Current liabilities</i></b>		
Accrued Expenses – DPA Audit fees and Wages payable	<u>11,779</u>	<u>14,896</u>

Accrued expenses constitute of Audit fees \$3,700 and Wages payable for DPR activities \$8,079.

**Note 9. Declared Pest Rate Income in advance**

	2025	2024
	\$	\$
<b><i>Current liabilities</i></b>		
Declared Pest Rate Income in advance	<u>30,000</u>	<u>30,000</u>

As of 30 June 2025 the association held \$30,000 in reserved cash. These funds are reserved for smoothing any cash flow issues impacting the association between DPR funding agreement payment installments and are not available for general operational use.

**Note 10. Total Declared Pest Rate Liabilities**

The total liabilities of \$128,688 at 30 June 2025 comprises of total Declared Pest Rate Liabilities of \$52,126 (Declared Pest Rate Income in advance \$30,000, Declared Pest Rate Employee Benefits \$10,347 and Declared Pest Rate Accrued expenses \$11,779).

**Leschenault Biosecurity Group Inc.**  
**Notes to the financial statements**  
**30 June 2025**

**Note 11. Retained surpluses**

	2025 \$	2024 \$
Retained surpluses at the beginning of the financial year	182,208	168,945
Surplus – Declared Pest Rate Funds for the year	4,615	13,263
Surplus – Independent Business Funds for the year	45,587	-
	<u>232,410</u>	<u>182,208</u>
Retained surpluses at the end of the financial year	<u>232,410</u>	<u>182,208</u>

**Note 12. Remuneration of auditors**

During the financial year the following fees were paid or payable for services provided by Australian Audit, the auditor of the incorporated association:

	2025 \$	2024 \$
<b><i>Audit services - Australian Audit</i></b>		
Audit of the financial statements	<u>3,150</u>	<u>3,000</u>
<b><i>Other services - Australian Audit</i></b>		
Preparation of the financial report	<u>550</u>	<u>550</u>
	<u>3,700</u>	<u>3,550</u>

**Note 13. Key management personnel disclosures**

During the financial year the following fees were paid or payable for services provided by the Chair and the Treasurer of the incorporated association:

	2025 \$	2024 \$
Chairman Honorarium	1,100	3,000
Committee Sitting Fees	<u>1,700</u>	<u>3,000</u>
	<u>2,800</u>	<u>6,000</u>

**Note 14. Related party transactions**

***Receivable from and payable to related parties***

The following balances are outstanding at the reporting date in relation to transactions with related parties:

	2025 \$	2024 \$
Current payables:		
Burnley Burnley Products	-	403

Leschenault Biosecurity Group Inc.(LBG) sub-contracted services of the association out to the following related parties during the year.

**Leschenault Biosecurity Group Inc.**  
**Notes to the financial statements**  
**30 June 2025**

**Note 14. Related party transactions (continued)**

Name	Contractor	2025 \$	2024 \$
Terry Mondy Burnley	Burnley Products	3,171	6,199

**Note 15. Economic dependency**

The ongoing operations of Leschenault Biosecurity Group Inc. are reliant on the agreement with the Department of Primary Industries and Regional Development for grant funding from the Declared Pest Account. For Leschenault Biosecurity Group to continue to operate on a going concern basis, the grant funding support from the Department of Primary Industries and Regional Development to meet ongoing operations is vital.

**Note 16. Events after the reporting period**

No matter or circumstance has arisen since 30 June 2025 that has significantly affected, or may significantly affect the incorporated association's operations, the results of those operations, or the incorporated association's state of affairs in future financial years.

**DIRECTORS:**

**VIRAL PATEL** RCA, CA  
**ALASTAIR ABBOTT** RCA, CA  
**CHASSEY DAVIDS** RCA, CA  
**FAZ BASHI** RCA, CPA

**ASSOCIATE DIRECTORS:**

**ROBERT CAMPBELL** RCA, CA  
**SANTO CASILLI** FCPA PFIIA

## **AUDITOR'S INDEPENDENCE DECLARATION**

To the Management Committee of Leschenault Biosecurity Group Inc.

In accordance with the requirements of section 60-40 of the Australian Charities and Not-for-profits Commission Act 2012 and section 80 of the Associations Incorporation Act 2015 (WA), in relation to our audit of the financial report of Leschenault Biosecurity Group Inc. for the year ended 30 June 2025, to the best of my knowledge and belief, there have been:

- a. No contraventions of the auditor independence requirements of section 60-40 of the *Australian Charities and Not-for-profits Commission Act 2012* in relation to the audit; and
- b. No contraventions of the auditor independence requirements of the *Associations Incorporation Act 2015 (WA)* in relation to the audit; and
- c. No contraventions of any applicable code of professional conduct in relation to the audit



**Chassey Cedric Davids**, CA, RCA, AMIIA, BCom  
Registered Company Auditor number 490152

**Director**

**Australian Audit**

Perth, Western Australia

Date: 18 May 2026

Australian Audit is a CA Practice

PO Box 3336, EAST PERTH, WA 6892 | 17 WITTENOOM STREET, EAST PERTH, WA 6004  
(08) 9218 9922 | INFO@AUSAUDIT.COM.AU | WWW.AUSTRALIANAUDIT.COM.AU | ABN: 63 166 712 698

## DIRECTORS:

**VIRAL PATEL** RCA, CA  
**ALASTAIR ABBOTT** RCA, CA  
**CHASSEY DAVIDS** RCA, CA  
**FAZ BASHI** RCA, CPA

AUSTRALIAN  
AUDIT 

## ASSOCIATE DIRECTORS:

**ROBERT CAMPBELL** RCA, CA  
**SANTO CASILLI** FCPA PFHA

# INDEPENDENT AUDITOR'S REPORT

To the members of Leschenault Biosecurity Group Inc.

## Report on the Audit of the Financial Report

### Opinion

We have audited the financial report of Leschenault Biosecurity Group Inc. (the entity), which comprises the statement of financial position as at 30 June 2025, the statement of profit or loss and other comprehensive income, statement of changes in equity and statement of cash flows for the year then ended, and notes to the financial statements, including a summary of significant accounting policies and the directors' declaration.

In our opinion the accompanying financial report has been prepared in accordance with requirements of the Associations Incorporation Act 2015 (WA) and Division 60 of the Australian Charities and Not-for-profits Commission Act 2012 (ACNC Act), including:

- a. giving a true and fair view of the entity's financial position as at 30 June 2025, and of its financial performance and its cash flows for the year then ended; and
- b. complying with Australian Accounting Standards to the extent described in Note 1, and Division 60 of the Australian Charities and Not-for-profits Commission Regulation 2013.

### Basis for Opinion

We conducted our audit in accordance with Australian Auditing Standards. Our responsibilities under those standards are further described in the *Auditor's Responsibilities for the Audit of the Financial Report* section of our report. We are independent of the entity in accordance with the Associations Incorporation Act 2015 (WA), the ACNC Act and the ethical requirements of the Accounting Professional and Ethical Standards Board's APES 110 *Code of Ethics for Professional Accountants* (the Code) that are relevant to our audit of the financial report in Australia. We have also fulfilled our other ethical responsibilities in accordance with the Code.

We believe that the audit evidence we have obtained is sufficient and appropriate to provide a basis for our opinion.

Australian Audit is a CA Practice

PO Box 3336, EAST PERTH, WA 6892 | 17 WITTENOOM STREET, EAST PERTH, WA 6004  
(08) 9218 9922 | INFO@AUSAUDIT.COM.AU | WWW.AUSTRALIANAUDIT.COM.AU | ABN: 63 166 712 698





## **Emphasis of Matter – Profit and Loss Statement - Declared Pest Rate Business and Independent Business**

We draw attention to the additional Profit and Loss Statement - Declared Pest Rate Business and Independent Business that has been included as part of the financial statements. We note that this statement has not been audited due to insufficient information relating to the allocation between Declared Pest Rate Business and Independent Business.

## **Emphasis of Matter – Basis of Accounting**

We draw attention to Note 1 to the financial report, which describes the basis of accounting. The financial report has been prepared to assist the entity to meet the requirements of the ACNC Act and the Associations Incorporation Act 2015 (WA). As a result, the financial report may not be suitable for another purpose. Our opinion is not modified in respect of this matter.

## **Responsibilities of Management and The Management Committee for the Financial Report**

Management is responsible for the preparation and fair presentation of the financial report in accordance with Australian Accounting Standards to the extent described in Note 1, the ACNC Act 2012 and the Associations Incorporation Act 2015 (WA). The responsibility of Management also includes such internal control as management determines is necessary to enable the preparation and fair presentation of a financial report that is free from material misstatement, whether due to fraud or error.

In preparing the financial report, management is responsible for assessing the entity's ability to continue as a going concern, disclosing, as applicable, matters relating to going concern and using the going concern basis of accounting unless management either intends to liquidate the entity or to cease operations, or has no realistic alternative but to do so.

The Management Committee are responsible for overseeing the entity's financial reporting process.

## **Auditor's Responsibilities for the Audit of the Financial Report**

Our objectives are to obtain reasonable assurance about whether the financial report as a whole is free from material misstatement, whether due to fraud or error, and to issue an auditor's report that includes our opinion. Reasonable assurance is a high level of assurance, but is not a guarantee that an audit conducted in accordance with the Australian Auditing Standards will always detect a material misstatement when it exists. Misstatements can arise from fraud or error and are considered material if, individually or in the aggregate, they could reasonably be expected to influence the economic decisions of users taken on the basis of this financial report.

As part of an audit in accordance with Australian Auditing Standards, we exercise professional judgment and maintain professional scepticism throughout the audit. We also:



- Identify and assess the risks of material misstatement of the financial report, whether due to fraud or error, design and perform audit procedures responsive to those risks, and obtain audit evidence that is sufficient and appropriate to provide a basis for our opinion. The risk of not detecting a material misstatement resulting from fraud is higher than for one resulting from error, as fraud may involve collusion, forgery, intentional omissions, misrepresentations, or the override of internal control.
- Obtain an understanding of internal control relevant to the audit in order to design audit procedures that are appropriate in the circumstances, but not for the purpose of expressing an opinion on the effectiveness of the entity's internal control.
- Evaluate the appropriateness of accounting policies used and the reasonableness of accounting estimates and related disclosures made by management.
- Conclude on the appropriateness of management's use of the going concern basis of accounting and, based on the audit evidence obtained, whether a material uncertainty exists related to events or conditions that may cast significant doubt on the entity's ability to continue as a going concern. If we conclude that a material uncertainty exists, we are required to draw attention in our auditor's report to the related disclosures in the financial report or, if such disclosures are inadequate, to modify our opinion. Our conclusions are based on the audit evidence obtained up to the date of our auditor's report. However, future events or conditions may cause the entity to cease to continue as a going concern.
- Evaluate the overall presentation, structure and content of the financial report, including the disclosures, and whether the financial report represents the underlying transactions and events in a manner that achieves fair presentation.

We communicate with the Management Committee regarding, among other matters, the planned scope and timing of the audit and significant audit findings, including any significant deficiencies in internal control that we identify during our audit.



## Report on Other Legal and Regulatory Requirements

In our opinion, the entity has complied with 60-30(3)(b), (c) and (d) of the ACNC Act and 82(1)(b), (c) and (d) of the Associations Incorporation Act 2015 (WA):

- a. by providing us with all information, explanation and assistance necessary for the conduct of the audit;
- b. by keeping financial records sufficient to enable a financial report to be prepared and audited;
- c. by keeping other records required by Part 3-2 of the *ACNC Act*, including those records required by Section 50-5 that correctly record its operations, so as to enable any recognised assessment activity to be carried out in relation to the entity; and
- d. by keeping other records required by Part 5 of the *Associations Incorporation Act 2015 (WA)*, including those records required by Section 66 that correctly record its operations, so as to enable true and fair financial statements to be prepared.

**Chassey Cedric Davids**, CA, RCA, AMIIA, BCom

Registered Company Auditor number 490152

**Director**

**Australian Audit**

Perth, Western Australia

Date: 18 May 2026



**Leschenault**  
BIOSECURITY GROUP INC.

YOUR LAND  
YOUR FUTURE



0477 049 967



info@lbginc.org.au



<https://lbginc.org.au/>

*Collaborating with landowners, land managers and the broader community to achieve a significant reduction in the impact of pests across our region.*



**Leschenault**  
BIOSECURITY GROUP INC.